


**Official Certification of Recount Results of the
November 6, 2018 General Election Signature Form**

We, the undersigned Members of the Board of Elections of Lorain County, do hereby certify the validity and accuracy of the Official Election Recount Results (county specific and most-populous; if applicable) and the Supplemental Reports for Absentee Ballots and Provisional Ballots (in lieu of signing individual reports) that have been electronically submitted to the Secretary of State's Office.


IN WITNESS WHEREOF, we have subscribed our names officially at Lorain, Ohio
this 3 day of December, 2018.




Board Chairperson



Board Member



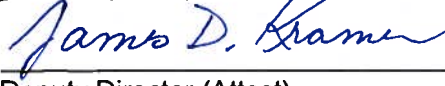
Board Member



Board Member



Director (Attest)



Deputy Director (Attest)

Lorain County, OH
 General Election
 November 6, 2018 - Recount Results

Date: 12/03/18
 Time: 18:48:17
 Page: 1 of 4

State Board of Education Dist. 2

	Jeanine P. Donaldson	Charles Froehlich	Kirsten Hill	W. Roger Knight	Sue Larimer	Vicki Donovan Lyle	Annette Dudek Shine
Jurisdiction Wide							
AMHERST 1-A	109	65	142	39	54	53	32
AMHERST 1-B	115	65	128	46	52	49	31
AMHERST 2-A	102	56	105	22	35	40	24
AMHERST 2-B	92	41	98	35	44	38	26
AMHERST 2-C	81	31	81	24	34	50	22
AMHERST 3-A	92	44	94	29	52	33	31
AMHERST 3-B	92	40	92	18	32	39	19
AMHERST 4-A	112	41	93	45	40	42	22
AMHERST 4-B	150	70	173	38	65	50	42
AVON CITY 1-A	45	67	87	25	56	39	20
AVON CITY 1-B	47	65	76	20	34	26	36
AVON CITY 1-C	89	100	109	30	54	55	33
AVON CITY 1-D	83	129	104	23	60	68	49
AVON CITY 1-E	103	110	137	22	50	62	44
AVON CITY 2-A	115	93	99	46	67	58	43
AVON CITY 2-B	68	74	89	35	57	41	31
AVON CITY 2-C	52	76	71	32	49	40	33
AVON CITY 3-A	32	70	54	28	38	46	39
AVON CITY 3-B	40	49	46	25	39	24	28
AVON CITY 3-C	107	117	83	29	65	71	54
AVON CITY 4-A	83	119	107	21	49	62	43
AVON CITY 4-B	69	140	98	30	61	75	44
AVON CITY 4-C	71	91	72	34	62	58	26
AVON LAKE 1-A	91	275	64	32	58	56	27
AVON LAKE 1-B	75	221	102	28	65	43	38
AVON LAKE 1-C	34	152	40	22	41	24	20
AVON LAKE 1-D	45	127	47	20	35	39	21
AVON LAKE 2-A	59	261	72	25	48	30	42
AVON LAKE 2-B	91	243	77	25	51	36	22
AVON LAKE 2-C	75	217	79	26	65	47	34
AVON LAKE 2-D	61	278	56	27	45	36	24
AVON LAKE 3-A	67	212	88	31	47	63	34
AVON LAKE 3-B	94	233	71	29	45	33	41
AVON LAKE 3-C	80	248	70	23	36	49	36
AVON LAKE 4-A	61	73	64	27	39	31	45
AVON LAKE 4-B	54	199	66	27	45	37	21
AVON LAKE 4-C	62	185	71	34	51	35	40
AVON LAKE 4-D	80	188	90	35	52	63	43
ELYRIA CITY 1-A	114	47	81	34	27	32	34
ELYRIA CITY 1-B	129	42	89	33	43	53	38
ELYRIA CITY 1-C	119	53	87	25	46	57	37
ELYRIA CITY 1-D	85	37	82	29	28	31	27
ELYRIA CITY 2-A	75	21	48	23	21	27	24
ELYRIA CITY 2-B	94	32	65	26	30	22	24
ELYRIA CITY 2-C	99	40	73	36	42	47	33
ELYRIA CITY 2-D	163	15	79	30	39	33	41
ELYRIA CITY 3-A	129	53	81	39	59	40	33
ELYRIA CITY 3-B	97	39	63	22	36	31	25
ELYRIA CITY 3-C	143	37	75	24	35	39	28
ELYRIA CITY 3-D	178	63	101	49	53	44	33
ELYRIA CITY 3-E	173	76	92	56	52	62	44
ELYRIA CITY 4-A	148	45	80	31	43	41	38
ELYRIA CITY 4-B	127	47	84	48	36	40	31
ELYRIA CITY 4-C	186	69	105	43	61	60	38
ELYRIA CITY 4-D	173	59	71	32	45	54	41
ELYRIA CITY 4-E	144	39	93	29	31	44	34
ELYRIA CITY 5-A	80	20	59	16	24	16	20
ELYRIA CITY 5-B	84	24	42	11	24	31	19

Lorain County, OH
General Election
November 6, 2018 - Recount Results

Date:12/03/18
Time:18:48:17
Page:2 of 4

State Board of Education Dist. 2

	Jeanine P. Donaldson	Charles Froehlich	Kirsten Hill	W. Roger Knight	Sue Larimer	Vicki Donovan Lyle	Annette Dudek Shine
ELYRIA CITY 5-C	111	43	65	33	47	39	32
ELYRIA CITY 5-D	93	13	51	17	19	20	19
ELYRIA CITY 6-A	107	36	89	38	54	54	40
ELYRIA CITY 6-B	103	24	66	29	41	38	29
ELYRIA CITY 6-C	60	13	40	9	11	23	15
ELYRIA CITY 6-D	137	45	88	34	46	50	31
ELYRIA CITY 7-A	141	49	104	33	49	48	32
ELYRIA CITY 7-B	137	58	70	28	38	34	40
ELYRIA CITY 7-C	100	44	79	37	38	38	37
ELYRIA CITY 7-D	90	33	64	25	39	27	29
ELYRIA CITY 7-E	70	29	55	13	33	36	31
LORAIN CITY 1-A	115	38	69	15	28	34	30
LORAIN CITY 1-B	102	28	58	20	38	21	27
LORAIN CITY 1-C	127	28	55	24	36	33	21
LORAIN CITY 1-D	141	31	79	39	52	39	24
LORAIN CITY 1-E	87	21	70	32	45	40	29
LORAIN CITY 2-A	71	14	43	22	27	23	16
LORAIN CITY 2-B	120	25	56	15	32	32	28
LORAIN CITY 2-C	75	13	25	13	14	13	26
LORAIN CITY 2-D	72	5	35	14	16	28	14
LORAIN CITY 2-E	43	19	32	9	12	14	10
LORAIN CITY 2-F	56	14	29	17	18	23	14
LORAIN CITY 3-A	207	20	82	41	47	31	33
LORAIN CITY 3-B	104	4	24	13	19	18	16
LORAIN CITY 3-C	97	13	26	18	18	18	12
LORAIN CITY 3-D	122	25	62	19	29	41	29
LORAIN CITY 3-E	182	41	71	26	36	47	33
LORAIN CITY 4-A	126	50	83	28	42	49	41
LORAIN CITY 4-B	177	35	75	30	43	34	26
LORAIN CITY 4-C	67	14	42	20	25	21	24
LORAIN CITY 4-D	106	27	73	31	42	35	24
LORAIN CITY 4-E	104	32	53	20	38	37	12
LORAIN CITY 4-F	44	23	60	12	13	23	17
LORAIN CITY 5-A	124	21	51	14	25	20	23
LORAIN CITY 5-B	101	22	54	37	34	31	21
LORAIN CITY 5-C	75	14	45	21	38	36	25
LORAIN CITY 5-D	96	16	62	43	55	49	35
LORAIN CITY 6-A	107	26	65	36	46	38	31
LORAIN CITY 6-B	137	30	77	25	50	64	33
LORAIN CITY 6-C	148	32	67	26	30	41	37
LORAIN CITY 6-D	144	33	70	40	43	39	36
LORAIN CITY 7-A	222	46	102	50	74	51	25
LORAIN CITY 7-B	146	33	60	19	31	25	23
LORAIN CITY 7-C	140	26	54	22	35	33	26
LORAIN CITY 7-D	116	23	42	24	38	40	16
LORAIN CITY 7-E	123	19	37	14	19	31	22
LORAIN CITY 8-A	160	69	111	40	66	55	37
LORAIN CITY 8-B	148	33	99	41	52	42	41
LORAIN CITY 8-C	150	26	61	28	48	26	22
LORAIN CITY 8-D	152	31	52	28	40	41	29
LORAIN CITY 8-E	86	28	52	19	28	23	22
LORAIN CITY 8-F	185	59	115	41	68	61	44
N RIDGEVILLE 1-A	76	86	104	39	51	61	59
N RIDGEVILLE 1-B	103	93	157	67	60	57	84
N RIDGEVILLE 1-C	95	80	128	29	54	63	49
N RIDGEVILLE 1-D	118	121	140	61	83	65	60
N RIDGEVILLE 2-A	63	51	88	36	40	45	32
N RIDGEVILLE 2-B	60	31	113	46	46	53	47
N RIDGEVILLE 2-C	83	43	93	38	52	34	45

Lorain County, OH
General Election
November 6, 2018 - Recount Results

Date:12/03/18
Time:18:48:17
Page:3 of 4

State Board of Education Dist. 2

	Jeanine P. Donaldson	Charles Froehlich	Kirsten Hill	W. Roger Knight	Sue Larimer	Vicki Donovan Lyte	Annette Dudek Shine
N RIDGEVILLE 2-D	73	55	85	35	55	58	58
N RIDGEVILLE 3-A	70	76	98	31	39	40	39
N RIDGEVILLE 3-B	68	63	103	40	49	45	47
N RIDGEVILLE 3-C	73	84	80	51	56	39	44
N RIDGEVILLE 3-D	86	68	59	30	55	63	40
N RIDGEVILLE 3-E	78	49	101	54	50	29	46
N RIDGEVILLE 3-F	133	94	112	39	78	89	37
N RIDGEVILLE 3-G	62	89	58	35	62	30	33
N RIDGEVILLE 4-A	37	51	79	30	36	33	30
N RIDGEVILLE 4-B	60	42	72	34	36	28	30
N RIDGEVILLE 4-C	64	51	68	43	44	31	40
N RIDGEVILLE 4-D	64	52	68	31	45	46	39
N RIDGEVILLE 4-E	42	27	78	31	46	22	35
N RIDGEVILLE 4-F	55	64	105	33	41	39	40
OBERLIN 1	213	20	47	22	30	20	46
OBERLIN 2	197	10	29	19	20	8	50
OBERLIN 3	139	13	27	16	13	11	28
OBERLIN 4	312	32	27	25	32	27	46
OBERLIN 5	194	18	49	21	46	26	27
OBERLIN 6	143	9	40	13	28	16	56
OBERLIN 7	262	6	17	11	17	14	103
OBERLIN 8	258	10	33	8	27	25	100
SHEFFIELD LAKE 1-A	111	92	138	29	47	73	40
SHEFFIELD LAKE 2-A	105	56	135	51	67	55	36
SHEFFIELD LAKE 3-A	91	76	120	32	77	52	41
SHEFFIELD LAKE 4-A	101	60	118	51	64	84	58
VERMILION 1-A	72	33	78	36	38	23	25
VERMILION 3-A/5-A	122	60	91	67	65	54	44
VERMILION 4-A	100	63	90	52	65	66	42
VERMILION 5-B	63	32	55	14	33	29	26
AMHERST TWP #1	87	44	152	32	49	31	38
AMHERST TWP #2	129	48	149	35	45	52	24
AMHERST TWP #3	96	39	105	27	37	48	22
AMHERST TWP #4	59	33	129	27	39	30	26
S AMHERST VILL	112	35	85	50	72	28	41
BRIGHTON TWP	59	42	54	41	35	30	12
BROWNHelm TWP	130	61	141	38	61	66	49
CAMDEN TWP/KIPTON VILL	102	75	92	44	46	38	36
CARLISLE #1	79	31	48	23	27	20	17
CARLISLE #2	117	55	106	45	62	60	45
CARLISLE #3	61	30	85	24	39	25	27
CARLISLE #4	106	58	66	35	47	45	30
CARLISLE #5	124	102	78	34	77	73	41
COLUMBIA #1	55	67	101	34	48	43	39
COLUMBIA #2	81	75	101	58	69	46	57
COLUMBIA #3	71	89	119	55	47	67	52
COLUMBIA #4	67	79	83	49	68	73	44
EATON #1	107	69	109	54	40	53	45
EATON #2	88	96	95	41	44	56	39
EATON #3	92	52	107	36	63	53	40
ELYRIA TWP #1	122	61	118	45	52	50	51
ELYRIA TWP #2	137	50	105	59	47	53	23
GRAFTON TWP #1	79	62	86	33	36	29	34
GRAFTON TWP #2	57	57	61	46	51	37	32
GRAFTON VIL #1/#2	56	33	65	30	26	27	28
GRAFTON VIL #3/#4	89	53	75	31	41	33	19
HENRIETTA TWP	163	89	103	57	82	60	36
HUNTINGTON TWP	67	58	70	33	37	45	27
LAGRANGE TWP #1	81	58	113	41	44	46	56

Lorain County, OH
 General Election
 November 6, 2018 - Recount Results

Date:12/03/18
 Time:18:48:17
 Page:4 of 4

State Board of Education Dist. 2

	Jeanine P. Donaldson	Charles Froehlich	Kirsten Hill	W. Roger Knight	Sue Larimer	Vicki Donovan Lytle	Annette Dudet Shine
LAGRANGE TWP #2	131	56	99	64	80	57	46
LAGRANGE VIL	87	61	91	49	57	79	43
NEW RUSSIA TWP	183	59	117	41	65	65	53
PENFIELD TWP	104	72	94	50	51	65	40
PITTSFIELD TWP	95	79	99	40	68	49	31
ROCHESTER TWP VIL	40	33	42	51	15	24	11
SHEFFIELD TWP EAST	64	25	50	27	23	22	15
SHEFFIELD TWP NORTH	64	18	51	28	33	27	12
SHEFFIELD TWP WEST	68	26	65	16	39	44	18
SHEFFIELD VIL #1	60	56	80	32	44	40	33
SHEFFIELD VIL #2	129	66	89	31	53	54	34
SHEFFIELD VIL #3	142	65	80	23	54	40	33
WELLINGTON TWP	67	61	96	43	37	45	27
WELLINGTON VIL NORTH	133	55	96	61	53	43	36
WELLINGTON VIL SOUTH	150	71	110	67	83	69	37
Total	19808	11681	15237	6165	8485	7945	6492